

AGREED RECORD

OF CONCLUSIONS OF FISHERIES CONSULTATIONS ON THE MANAGEMENT OF THE NORWEGIAN SPRING-SPAWNING (ATLANTO-SCANDIAN) HERRING STOCK IN THE NORTH-EAST ATLANTIC FOR 2012

LONDON, 14 OCTOBER 2011

1. A Delegation of the European Union, headed by Mr John SPENCER, a Delegation of the Faroe Islands, headed by Mr Andras KRISTIANSEN, a Delegation of Iceland, headed by Ms Kristján Freyr HELGASON, a Delegation of Norway, headed by Ms Sigrun M. HOLST and a Delegation of the Russian Federation headed by Ms Anna SHULAYEVA, met in London on 13 and 14 October 2011 to consult on the management of the Norwegian Spring-Spawning (Atlanto-Scandian) herring stock for 2012.
2. The Delegations agreed to recommend to their respective authorities the arrangement for the regulation of the Norwegian Spring-Spawning (Atlanto-Scandian) herring stock in 2012 set out in Annex I to this Agreed Record. The Delegations stated their intention of retaining stability in the relative shares of the Parties in arrangements for future years. Furthermore, they agreed to recommend to their respective authorities the long-term management arrangement set out in Annex II.
3. This Agreed Record, including the bilateral arrangements related to the implementation of this Agreed Record, shall be applied provisionally from 1 January 2012 and enter into force when all Parties have notified each other of the completion of their necessary procedures.
4. The Delegations encouraged the Parties to develop their scientific research activities in order to improve the information available for the assessment and the management of the stock.
5. The Delegations agreed to establish a Working Group to review the long-term management arrangement for the Norwegian Spring-Spawning (Atlanto-Scandian) herring stock. The Working Group shall prepare a report on possible modifications of the management arrangement, taking into account methods and approaches currently applied by ICES when advising on stock exploitation, and present the report to the Coastal States before 1 June 2012.

The Coastal States shall submit a request to ICES, which will evaluate the consistency of possible modifications of the long-term management arrangement, including notably the maximum sustainable yield for the stock. The results of this analysis shall be presented at the next consultations of the Coastal States on the management of the herring stock for 2013.

JS

ak

KFH

SA

Allyn

6. The Delegations agreed to request the European Union as host of the consultations, to provide the North-East Atlantic Fisheries Commission (NEAFC) with a copy of this Agreed Record and its Annexes.

Done at London, 14 October 2011 in five originals in English.

For the Delegation of the European Union



John SPENCER

For the Delegation of the Faroe Islands



Andras KRISTIANSEN

For the Delegation of Iceland



Kristján Freyr HELGASON

For the Delegation of Norway



Sigrun M. HOLST

For the Delegation of the Russian Federation



Anna SHULAYEVA

ANNEX I

1. A TAC (total allowable catch) for the Norwegian Spring-Spawning (Atlanto-Scandian) herring stock of 833,000 tonnes is established for 2012.
2. In keeping with the above, the Parties will restrict their fishing on the herring stock in 2012 on the basis of the following quotas:

| | |
|--------------------|----------------|
| European Union | 54,228 tonnes |
| Faroe Islands | 42,983 tonnes |
| Iceland | 120,868 tonnes |
| Norway | 508,130 tonnes |
| Russian Federation | 106,791 tonnes |

3. Each Party may transfer unutilised quantities of up to 10% of the quota allocated to the Party for 2012 to the quota allocated to that Party for 2013. Such transfer shall be in addition to the quota allocated to the Party concerned for 2013.
4. Each Party may authorise fishing by its vessels of up to 10% beyond the quota allocated. All quantities fished beyond the allocated quota for 2012 shall be deducted from the Party's allocation for 2013.
5. The Parties will provide information regarding quotas and catches in the format set out in the Appendix to this Annex. Each Party shall, by 1 May 2012, provide updated information to the European Union as host of the consultations on management measures for 2012 regarding their total catches in 2011 and on any allocation of quotas to other Parties in 2012. The European Union shall forward this information as soon as possible to all Parties to this Agreement.
6. Further arrangements, including arrangements for access and other conditions for fishing in the respective zones of fisheries jurisdiction of the Parties, are regulated by bilateral arrangements.

JS

ak

KPH

SH

Allegre

ANNEX II

ARRANGEMENT ON THE LONG-TERM MANAGEMENT OF THE NORWEGIAN SPRING- SPAWNING (ATLANTO-SCANDIAN) HERRING STOCK

The Parties agreed to implement a long-term management plan for the Norwegian Spring-Spawning (Atlanto-Scandian) herring stock, which is consistent with a precautionary approach, intended to constrain harvesting within safe biological limits and designed to provide for sustainable fisheries. The plan shall consist of the following:

1. Every effort shall be made to maintain a level Spawning Stock Biomass (SSB) greater than the critical level (B_{lim}) of 2,500,000 tonnes.
2. For 2012 and subsequent years, the Parties agreed to restrict their fishing on the basis of a TAC consistent with a fishing mortality rate of less than 0.125 for appropriate age groups as defined by ICES, unless future scientific advice requires modification of this fishing mortality rate.
3. Should the SSB fall below a reference point of 5,000,000 tonnes (B_{pa}), the fishing mortality rate, referred to under paragraph 2, shall be adapted in the light of scientific estimates of the conditions then prevailing to ensure a safe and rapid recovery of the SSB to a level in excess of 5,000,000 tonnes. The basis for such adaptation should be at least a linear reduction in the fishing mortality rate from 0.125 at B_{pa} (5,000,000 tonnes) to 0.05 at B_{lim} (2,500,000 tonnes).
4. The Parties shall, as appropriate, review and revise these management measures and strategies on the basis of any new advice provided by ICES.

JS

ak

KCH

STO

A. Høyen

London, 14 October 2011

With reference to the Agreed Record of Conclusions of Fisheries Consultations on the Management of the Norwegian Spring-Spawning (Atlanto-Scandian) herring stock in the North-East Atlantic for 2012 between the European Union, the Faroe Islands, Iceland, Norway and the Russian Federation of 14 October 2011, separate bilateral arrangements on access to the respective zones of fisheries jurisdiction of the Parties have been concluded.

The following arrangement between the European Union and Norway will be applied:


Within the framework of the above five party arrangement the European Union is granted access to fish 48,805 tonnes of herring in areas under Norwegian fisheries jurisdiction north of 62°N.

Norway is granted access to fish 48,805 tonnes of herring in European Union waters north of 62°N.

License arrangements are to be agreed upon at a later stage.

For the Delegation of the
European Union

For the Delegation of Norway



John SPENCER



Sigrun M. HOLST

London, 14 October 2011

With reference to the Agreed Record of Conclusions of Fisheries Consultations on the Management of the Norwegian Spring-Spawning (Atlanto-Scandian) herring stock in the North-East Atlantic for 2012 between the European Union, the Faroe Islands, Iceland, Norway and the Russian Federation of 14 October 2011, separate bilateral arrangements on access to the respective zones of fisheries jurisdiction of the Parties have been concluded.

The following arrangement between the Faroe Islands and Norway will be applied:

Within the framework of the above five party arrangement the Faroe Islands is granted access to fish 25,380 tonnes of herring in areas under Norwegian fisheries jurisdiction north of 62°N, of which a maximum of 18,873 tonnes may be fished in the Norwegian Economic Zone.

Norway is granted access to fish 19,523 tonnes of herring in the Faroese Fisheries Zone.


Specific conditions pertaining to the conduct of the fishery will be agreed upon at a later stage.

For the Delegation of the
Faroe Islands

For the Delegation of Norway



Andras KRISTIANSEN



Sigrun M. HOLST

LETTER of INTENT

With reference to the Agreed Record signed today between the European Union, the Faroe Islands, Iceland, Norway and the Russian Federation on the management of the Norwegian Spring Spawning Herring (Atlanto-Scandian Herring) in the North-East Atlantic for 2012, the Russian Delegation has requested the Faroese Delegation to consider the possibility for the Russian Federation to fish a limited amount of its quota in the Faroese Fishery Zone.

The Faroese Delegation has expressed its readiness to consider the Russian request. The details will be negotiated separately at a later date.

London, 14 October 2011

For the Delegation of
the Faroe Islands



Andras KRISTIANSEN

For the Delegation of the
Russian Federation



Anna SHULAYEVA

ARRANGEMENT

between Iceland and Norway on access to the Norwegian Economic Zone North of 62°N, the Fishery Zone around Jan Mayen and the Icelandic Exclusive Economic Zone

In accordance with paragraph 3 of the Agreed Record of Conclusions of Fisheries Consultations on the Management of the Norwegian Spring-Spawning (Atlanto-Scandian) herring stock in the North-East Atlantic for 2012 between the European Union, the Faroe Islands, Iceland, Norway and the Russian Federation of 14 October 2011, separate bilateral arrangements on access to the respective zones of fisheries jurisdiction of the Parties have been concluded.

The following arrangement between Iceland and Norway shall apply:

Icelandic fishing vessels are granted access in 2012 to fish 120,868 tonnes of herring in the Fishery Zone around Jan Mayen or in the Norwegian Economic Zone north of 62°N, of which a maximum of 22,491 tonnes of herring may be fished in the Norwegian Economic Zone north of 62°N.

Norwegian fishing vessels are granted access in 2012 to fish 58,570 tonnes of herring in the Icelandic Exclusive Economic Zone.

In the event that Icelandic fishing vessels catch less than 16,660 tonnes of herring in the Norwegian Economic Zone north of 62°N during 2012, Norway will transfer 833 tonnes of its herring quota for 2013 to Iceland.


The Parties will agree upon further provisions on the conditions of the fisheries.

Done at London, 14 October 2011

For the Icelandic Delegation


Kristján Freyr HELGASON

For the Norwegian Delegation


Sigrun M HOLST

ARRANGEMENT
BETWEEN ICELAND AND THE RUSSIAN FEDERATION
ON ACCESS TO THE ICELANDIC EXCLUSIVE ECONOMIC ZONE IN 2012

1. With reference to the Agreed Record of Conclusions signed today between the European Union, the Faroe Islands, Iceland, Norway and the Russian Federation on the Management of the Norwegian Spring-Spawning (Atlanto-Scandian) herring stock in the North-East Atlantic for 2012, the Delegations of Iceland and the Russian Federation have agreed that Russian fishing vessels shall be granted access in 2012 to take up to 3,588 tonnes of herring within the Icelandic Exclusive Economic Zone. The fishery shall take place outside a line drawn between the following points:
 - A. 64°00'N - 09°00'W
 - B. 67°00'N – 09°00'W
 - C. 69°25'N – 13°00'W

During the 12th Session of the Joint Russian-Icelandic Fisheries Commission, to be held in Moscow on 2 and 3 November 2011, the Parties agreed to review the possibility of changing the granted access outlined in this paragraph.

2. The Parties will agree upon further provisions on the conditions of the fisheries.

London, 14 October 2011

For the Delegation of Iceland

For the Delegation of the Russian Federation


Kristján Freyr HELGASON


Anna SHULAYEVA

London, 14 October 2011

With reference to the Agreed Record of Conclusions of Fisheries Consultations on the Management of the Norwegian Spring-Spawning (Atlanto-Scandian) herring stock in the North-East Atlantic for 2012 between the European Union, the Faroe Islands, Iceland, Norway and the Russian Federation of 14 October 2011, separate bilateral arrangements on access to the respective zones of fisheries jurisdiction of the Parties have been concluded.

The following arrangement between Norway and the Russian Federation will be applied:

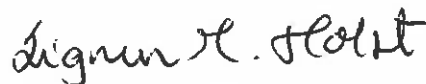
Within the framework of the above five-party arrangement the Russian Federation is granted access to fish 106,791 tonnes of herring in areas under Norwegian fisheries jurisdiction north of 62°N. In addition, the Russian Federation is granted access to areas under Norwegian fisheries jurisdiction north of 62°N to fish unutilized quantities in accordance with Annex I, paragraph 3 in the Agreed Record for 2011. The Russian Federation will, before 1 May 2012, inform Norway about the quantity to be transferred within this framework.

For the Delegation of the
Russian Federation



Anna SHULAYEVA

For the Delegation of Norway



Sigrun M. HOLST

APPENDIX TO ANNEX I

REPORTING OF QUOTAS AND CATCHES OF NORWEGIAN SPRING-SPAWNING (ATLANTO-SCANDIAN) HERRING STOCK

| 2009 | QUOTAS (TONNES) | | | | CATCHES (TONNES) | | | | | | | | | |
|----------------------------|------------------------|-----------------|----------------|---------------------------------------|-----------------------|-----------------------|----------------------|-----------------------------------|-------------------------|-------------------------------|-----------------------------------------|-----------------------|------------------|--------------|
| | Coastal states' shares | Balance 2008 | Quota exchange | Quotas after exchange and flexibility | NEAFC Regulatory Area | European Union Waters | Faroese Fishing Zone | Icelandic Exclusive Economic Zone | Norwegian Economic Zone | Fishery Zone around Jan Mayen | Fishery Protection Zone around Svalbard | Russian Economic Zone | TOTAL CATCH | Balance 2010 |
| European Union | 106,959 | - 2,577 | - | 104,382 | 945 | - | - | - | 91,848 | 8,773 | 7,314 | - | 108,880 | - 4,498 |
| Faroe Islands ¹ | 84,779 | 1,957 | - | 86,736 | 5,758 | 1,570 | 1,570 | 5,291 | 59,062 | 1,883 | 13,752 | - | 87,316 | - 580 |
| Iceland | 238,399 | 12,026 | - | 250,425 | 18,041 | - | 4,957 | 193,997 | 38,848 | 4,328 | - | - | 260,170 | - 9,745 |
| Norway | 1,002,230 | - 38,003 | - | 964,227 | 55,996 | - | - | - | 967,369 | 119 | - | - | 1,023,484 | - 59,257 |
| Russian Federation | 210,633 | 2,308 | - | 212,941 | 36,442 | - | - | - | 113,079 | 2,574 | 57,369 | - | 209,464 | - 3,477 |
| Total | 1,643,000 | - 24,289 | - | 1,618,711 | 117,182 | - | 6,527 | 199,288 | 1,270,206 | 17,677 | 78,435 | - | 1,689,314 | |

¹ Includes allocation of quota to Greenland and their catches

| 2010 (preliminary) | QUOTAS (TONNES) | | | | CATCHES (TONNES) | | | | | | | | | |
|----------------------------|------------------------|-----------------|----------------|---------------------------------------|-----------------------|-----------------------|----------------------|-----------------------------------|-------------------------|-------------------------------|-----------------------------------------|-----------------------|------------------|--------------|
| | Coastal states' shares | Balance 2009 | Quota exchange | Quotas after exchange and flexibility | NEAFC Regulatory Area | European Union Waters | Faroese Fishing Zone | Icelandic Exclusive Economic Zone | Norwegian Economic Zone | Fishery Zone around Jan Mayen | Fishery Protection Zone around Svalbard | Russian Economic Zone | TOTAL CATCH | Balance 2011 |
| European Union | 96,543 | - 4,498 | - | 92,045 | 928 | 110 | - | - | 66,835 | 650 | 6,404 | - | 74,277 | - 9,654 |
| Faroe Islands ¹ | 76,523 | - 580 | 3,600 | 72,343 | 1,430 | - | 4,397 | 3,040 | 63,186 | 650 | - | - | 72,703 | - 360 |
| Iceland | 215,186 | - 9,611 | - | 205,575 | 3,580 | - | 7,701 | 162,420 | 28,002 | 40 | - | - | 201,743 | - 3,908 |
| Norway | 904,630 | - 59,257 | - 10,000 | 835,373 | 12,122 | 2 | - | 3,131 | 858,887 | 650 | - | - | 874,792 | - 39,419 |
| Russian Federation | 190,121 | 3,477 | 10,000 | 203,598 | 27,464 | - | - | - | 118,055 | 3,531 | 49,937 | - | 198,987 | - 4,611 |
| Total | 1,483,003 | - 70,469 | - | 1,408,934 | 45,524 | 112 | 12,098 | 168,591 | 1,134,965 | 4,871 | 48,937 | - | 1,422,502 | |

¹ Includes allocation of quota to Greenland

| 2011 | QUOTAS (TONNES) | | | | CATCHES (TONNES) | | | | | | | | | |
|--------------------|------------------------|-----------------|----------------|---------------------------------------|-----------------------|-----------------------|----------------------|-----------------------------------|-------------------------|-------------------------------|-----------------------------------------|-----------------------|----------------|--------------|
| | Coastal states' shares | Balance 2010 | Quota exchange | Quotas after exchange and flexibility | NEAFC Regulatory Area | European Union Waters | Faroese Fishing Zone | Icelandic Exclusive Economic Zone | Norwegian Economic Zone | Fishery Zone around Jan Mayen | Fishery Protection Zone around Svalbard | Russian Economic Zone | TOTAL CATCH | Balance 2012 |
| European Union | 64,319 | 9,654 | - | 73,973 | 839 | - | - | - | 33,861 | 16 | - | - | 33,861 | - |
| Faroe Islands | 50,981 | - 360 | 3,000 | 47,621 | 839 | - | 27,375 | 115 | 10,682 | 16 | - | - | 39,011 | - |
| Iceland | 143,359 | 3,908 | 1,483 | 148,750 | 34,571 | 4 | 5,125 | 50,510 | 733 | 838 | - | - | 56,384 | - |
| Norway | 602,680 | - 39,419 | - 16,483 | 546,778 | 17,168 | - | 20 | - | 305,897 | 1,594 | 18,697 | - | 341,310 | - |
| Russian Federation | 126,661 | 4,611 | 15,000 | 146,272 | 52,578 | 4 | 32,520 | 50,625 | 56,913 | 2,448 | 18,697 | - | 94,382 | - |
| Total | 988,000 | - 21,606 | - | 963,394 | 52,578 | 4 | 32,520 | 50,625 | 408,086 | 2,448 | 18,697 | - | 564,958 | |

| Guideline for the spreadsheet | |
|---------------------------------------|------------------------------------------------------------------|
| Coastal states' shares | Quota allocated to the Party |
| Balance | Unutilised/fishing beyond the quota from last year (flexibility) |
| Quota exchange | Quota exchange between countries |
| Quotas after exchange and flexibility | New quota |

Handwritten signatures and initials:
 JS
 KH
 550
 O. Uly...

FISKIMALARARIN

17. OKT. 2011

J. NR. 11/01323-3