


**AGREED RECORD**

**OF CONCLUSIONS OF FISHERIES CONSULTATIONS BETWEEN  
ICELAND, THE EUROPEAN UNION, THE FAROE ISLANDS, NORWAY  
AND THE RUSSIAN FEDERATION ON THE MANAGEMENT OF  
THE NORWEGIAN SPRING-SPAWNING (ATLANTO-SCANDIAN)  
HERRING STOCK IN THE NORTH-EAST ATLANTIC IN 2019  
LONDON, 6 NOVEMBER 2018**

1. A delegation from Iceland, headed by Mr. Sigurgeir THORGEIRSSON, a delegation from the European Union, headed by Mr Fabrizio DONATELLA, a delegation from the Faroe Islands, headed by Mr Herluf SIGVALDSSON, a delegation from Norway, headed by Ms Sigrun M. HOLST and a delegation from the Russian Federation, headed by Mr Alexander I. KRYSOV, met in London on 10 to 11 October and on 5 to 6 November 2018 to consult on the management of the Norwegian Spring-Spawning (Atlanto-Scandian) herring stock in the North-East Atlantic in 2019. The Russian Federation could not attend the second meeting but provided written input to the proceedings.
2. A delegation from Greenland, headed by Mr Emanuel ROSING, attended the October meeting as observer. Mr Jákup Emil HANSEN headed the delegation from Greenland at the November meeting as observer.
3. During the October meeting, the delegations adopted a new long-term management strategy (LTMS) (Annex I). This LTMS was sent to ICES for evaluation of consistency with the precautionary approach and subsequent use as basis for the advice for 2019 and onward.
4. ICES has evaluated the LTMS and found it to be precautionary and delivered their advice for 2019 in accordance with the new LTMS. In accordance with the ICES advice, the delegations agreed that the level of catches of Norwegian Spring-Spawning (Atlanto-Scandian) herring in the North-East Atlantic for 2019 should be no more than 588,562 tonnes. The delegations agreed that establishing unilateral quotas for 2019 does not in any way imply the acceptance of the level of these quotas by any Party.
5. The delegations encouraged the Parties to develop and coordinate their scientific research activities in order to improve the information available for the assessment and the management of this stock.
6. The delegations exchanged quota and catch information for 2016, 2017 (final) as well as preliminary information for 2018 (Annex II). The delegations also exchanged information with regard to their fishing activities including exchanges and access provisions (Annex III).
7. The delegations agreed to continue to provide information on quotas and catches in the same format as set out in Annex II and regarding transfers and access arrangements as set out in Annex III to this Agreed Record. Each Party shall, by 1 May 2019, provide updated information to the Faroe Islands as host of the consultations on management measures for 2020 regarding their total catches in 2017 and 2018 and on their provisional catches in 2019; and on any allocation of quotas to other Parties in 2019. The Faroe Islands shall forward this information as soon as possible to all Parties to this Agreed Record.

8. The delegations agreed that the Parties may fish Norwegian Spring-Spawning (Atlanto-Scandian) herring within their quotas in their respective zones of fisheries jurisdiction and in international waters.
9. The delegations agreed that further arrangements by the Parties, including arrangements for access, quota transfers and other conditions for fishing in the respective zones of fisheries jurisdiction, are regulated by bilateral arrangements.
10. The Norwegian delegation referred to its proposal to initiate scientific work on the zonal distribution of the stock, and expressed its disappointment that the other Coastal States present at the November meeting could not accept to establish a scientific working group on a methodology for estimation of the zonal attachment of the stock.

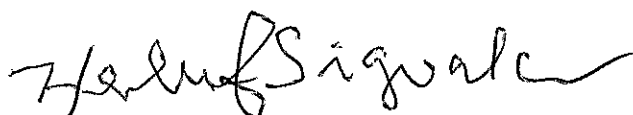
London, 6 November 2018



Sigurgeir THORGEIRSSON  
For the Delegation of Iceland



Fabrizio DONATELLA  
For the Delegation of the  
European Union

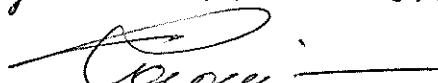


Herluf SIGVALDSSON  
For the Delegation of the Faroe Islands



Sigrun M. HOLST  
For the Delegation of Norway

*Signed in London on 13 Nov. 2018,*





KIRILL KOLONCHIN  
For the Delegation of the  
Russian Federation

**ANNEX I**  
**LONG-TERM**  
**MANAGEMENT STRATEGY**  
**FOR THE NORWEGIAN SPRING**  
**SPAWNING (ATLANTO-SCANDIAN)**  
**HERRING STOCK**

1. The Parties agree to implement a long-term management strategy for the fisheries on the Norwegian Spring Spawning (Atlanto-Scandian) Herring stock, which is consistent with the precautionary approach and the MSY approach, aiming at ensuring harvest rates within safe biological limits.
2. For the purpose of this long-term management strategy, in the following text, "TAC" means the total allowable catch as agreed by Coastal States.
3. As a priority, the long-term management strategy shall ensure with high probability that the size of the stock is maintained above  $B_{lim}$ .
4. In the case that the spawning biomass is forecast to be above or equal to  $B_{trigger}$  ( $=B_{pa}$ ) on 1 January of the year for which the TAC is to be set, the TAC shall be fixed to a fishing mortality of  $F_{mgt}=0.14$ .
5. Where the rules in paragraph 4 would lead to a TAC, that deviates by more than 20% below or 25% above the TAC of the preceding year, the Parties shall fix a TAC that is respectively no more than 20% less or 25% more than the TAC of the preceding year. The TAC constraint shall not apply if the spawning biomass at 1 January in the year for which the TAC is to be set is less than  $B_{trigger}$ .
6. In the case that the spawning biomass (SSB) is forecast to be less than the precautionary biomass ( $B_{trigger}$ ) but above or equal to  $B_{lim}$  on 1 January of the year for which the TAC is to be set, the TAC shall be fixed at a level that is consistent with a fishing mortality given by:

$$\text{Target } F = 0.05 + [(SSB - B_{lim}) * (F_{mgt} - 0.05) I(B_{trigger} - B_{lim})]$$

7. In the case that the spawning biomass is forecast to be less than  $B_{lim}$  on 1 January of the year for which the TAC is to be set, the TAC will be fixed corresponding to a fishing mortality  $F=0.05$ .



8. Each Party may transfer to the following year unutilised quantities of up to 10% of the quota allocated to it. The quantity transferred shall be in addition to the quota allocated to the Party concerned in the following year.
9. Each Party may authorise fishing by its vessels of up to 10% beyond the quota allocated. However, this shall not apply if the stock is forecast to be under  $B_{trigger}$  at the end of the TAC year. All quantities fished beyond the allocated quota for one year shall be deducted from the Party's quota allocated for the following year.
10. The Parties, on the basis of ICES advice, shall review this long-term management strategy at intervals not exceeding five years. The first such review shall take place no later than 2023, in time for ICES to issue advice for 2024.

Sp



7HS



**ANNEX II**  
**Reporting of quotas and catches of Norwegian spring-spawning (Atlanto-Scandian) herring in the North-East Atlantic - 2016-2018**  
 October 2018

2016	QUOTAS (tonnes)				CATCHES (tonnes)										
	Coastal State share/share	Balance from 2015	Quota exchange	Quotas after transfers and flexibility	NEAFC Regulatory Area	EUROPEAN Union Zone	FAROESE Fishing Zone	GREENLAND fishing zone	ICELANDIC Exclusive Economic Zone	NORWEGIAN Economic Zone	FISHERY ZONE around Jan Mayen	FISHERY Protection Zone around Svalbard	RUSSIAN Economic Zone	TOTAL CATCH	Balance
European Union	20.629	1.842	0	22.471	5.530	399	3.071	0	0	13.190	0	0	0	22.190	281
Faroe Islands	56.087	1.180	-12.500	44.767	1.829	0	43.121	0	0	0	0	0	0	44.950	-183
Iceland	45.979	4.106	0	50.085	181	0	547	0	48.451	0	0	0	0	49.179	906
Norway	193.294	-15.632	0	177.662	12.341	0	0	0	185.160	0	0	0	0	197.501	-19.839
Russian Federation	40.624	78	10.000	50.702	24.892	0	9.884	0	0	15.589	0	0	0	50.365	337
Greenland	20.000	0	2.500	22.500	0	0	2.350	17.957	0	0	0	0	0	20.307	2.193
Total all Parties	376.613	-8.426	0	368.187	44.773	399	58.973	17.957	48.451	213.939	0	0	0	384.492	-16.305

221

2017	QUOTAS (tonnes)				CATCHES (tonnes)										
	Coastal State share/share	Balance from 2016	Quota exchange	Quotas after transfers and flexibility	NEAFC Regulatory Area	EUROPEAN Union Zone	FAROESE Fishing Zone	GREENLAND fishing zone	ICELANDIC Exclusive Economic Zone	NORWEGIAN Economic Zone	FISHERY ZONE around Jan Mayen	FISHERY Protection Zone around Svalbard	RUSSIAN Economic Zone	TOTAL CATCH	Balance
European Union	42.059	281		42.340	17.145	1.291	1.171			19.844				39.451	2.889
Faroe Islands	126.597	-183	-12.500	112.914	40.388		57.305							97.693	15.221
Iceland	102.984	906		103.890	4.884		28.544		55.166					88.594	15.258
Norway	432.870	-19.839		413.031	157.794					231.589				389.383	23.648
Russian Federation	82.827	130	10.000	92.957	61.301		8.514			21.303				91.118	223
Greenland	30.000		2.500	32.500			2.583	10.282						12.865	0
Total all Parties	816.337													719.104	

2018 (Provisional)	QUOTAS (tonnes)				CATCHES (tonnes)										
	Coastal State share/share	Balance from 2017	Quota exchange	Quotas after transfers and flexibility	NEAFC Regulatory Area	EUROPEAN Union Zone	FAROESE Fishing Zone	GREENLAND fishing zone	ICELANDIC Exclusive Economic Zone	NORWEGIAN Economic Zone	FISHERY ZONE around Jan Mayen	FISHERY Protection Zone around Svalbard	RUSSIAN Economic Zone	TOTAL CATCH	Balance
European Union	28.319	2.889		31.208	2.266	305				19.691				22.262	8.946
Faroe Islands	88.350	15.221	-11.600	91.971			304		1.402					1.706	90.265
Iceland	72.428	14.418		86.846	529		1		27.251					27.781	83.664
Norway	304.500	23.648		328.148	20.347					106.470				126.817	201.331
Russian Federation	55.767	223	9.100	65.090	195		8.769			36				9.000	
Total Coastal States	549.364	56.479		603.343											
Greenland	25.000		2.500	27.500			1.260	339						1.599	10 Oct
Total all Parties	574.364	56.479		630.843										189.165	

Guideline for the spreadsheet	
Coastal state share/share	Quota allocated to the Party
Balance	Includes unused quantity related to transfers between
Quota exchange	Transfers between countries
Quotas after transfers and flexibility	New quota

**ANNEX III**

**Transfer and Access Arrangements for Norwegian Spring-Spawning (Atlanto-Scandian) Herring in 2018\***

Transfer 2018					Transfer to:				
	Quotas (tonnes)	Balance from 2017	Total available	European Union	Faroe Islands	Iceland	Norway	Russian Federation	Greenland
European Union	28,319	2,889	31,288						
Faroe Islands	88,350	15,221	103,571					9,100	2,500
Iceland	72,428	14,418	86,846						
Norway	304,500	23,648	328,148						
Russian Federation	55,767	223	55,990						
Greenland	25,000		25,000						

\*Transfers imply full access

Access 2018					Access granted to:			
	European Union	Faroe Islands	Iceland	Norway	Russian Federation	Greenland		
From party								
European Union		4,000		25,487				
Faroe Islands	4,000		Full access					
Iceland		Full access						
Norway	25,487				55,990			
Russian Federation								
Greenland								

*Sp*

*JLS*

~~*Sp*~~

*Sp*